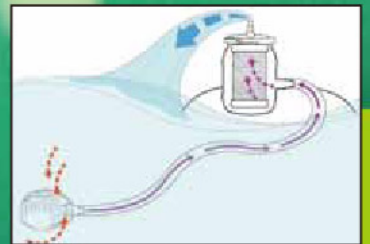
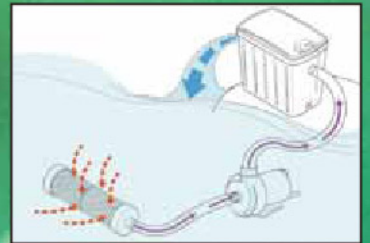
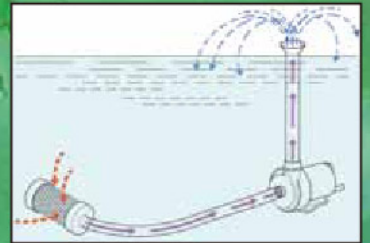
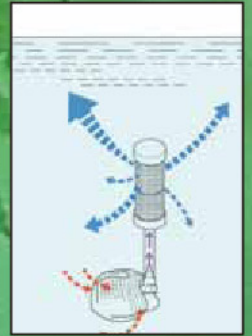


Matala®

"Make water alive"

bio Filter

- Ⓜ *Mechanical pre-filtration for pumps*
- Ⓜ *Bio-filtration for inside or outside pond*



Ez bio Filter



FEATURES

- E Improved pump efficiency:**

 - *Prevents flow reduction due to premature clogging
 - *Improves energy conversion to water flow
 - *Extends pump lifetime
- E Highly efficient filtration:**

 - *Multiple pore size
 - *Progressive density dramatically reduces clogging
 - *Depth filtration: large filter volume to capture, store and digest particles
 - *Large specific area for bio-filtration
- E Ez install:**

 - *Connects to many types of pumps
 - *Easily extendable for increased capacity
- E Ez clean:**

 - *Minimal maintenance, lasts long before cleaning needed
 - *Simply clean by rinsing with tap water
- E Ez integrate:**

 - *Ez-Bio can be placed at any distance from pump
 - *The Ez-Bio can be easily extended with multiple sections to increase filtration capacity

EZ Bio	11	20
Dimensions in mm (Ø x H)	110 X 200	200 X 200
Dimensions in inches (Ø x H)	4.3 X 7.9	7.9 X 7.9
maximum flow-through(LPH) , (GPH) if used as prefilter	7,500~10,000, 1,980~2,650	15,000, 3,960
maximum flow-through(LPH) , (GPH) if used as biofilter	2,500~5,000, 660~1,320	5,000 , 1,320
Threaded female connection	BSPF 1 1/2"	
Universal hose tail	1", 1 1/4", 1 1/2"	
Article no.	10000070	10000150

Extendable for Ez Bio 20	
Ez Bio 20 plus	
Dimensions (Ø x H)	200 x 170mm, 7.9 x 7.0 inches
Connection	BSPF 1 1/2"
Article no.	40201231

*The above specifications are subject to change without prior notice.

DISTRIBUTED BY

